



97. THE RAVENS BRING FOOD TO ELIJAH (1 KINGS 17:1-7)



"The ravens brought him bread and meat in the morning, and bread and meat in the evening; and he drank from the brook."

1 KINGS 17:6

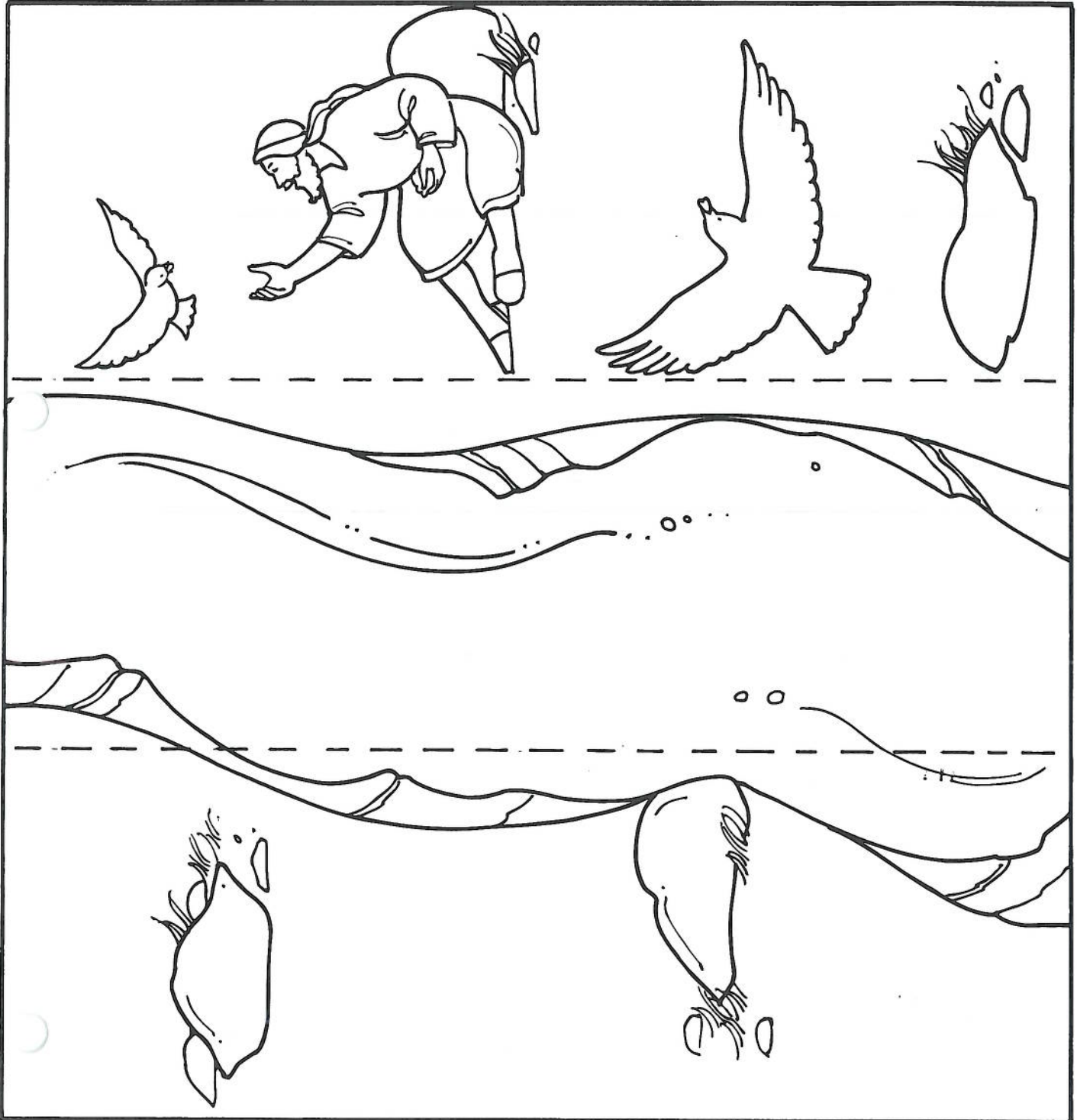


1 Kings 17—God Cares for Elijah God Provides Pamphlet

Slies
copies of the God Provides Pamphlet for each child
crayons or markers
scissors

Directions

Color and cut out the pamphlet as one piece (do not cut along the dotted lines). Fold the pamphlet along the dotted lines so that the right panel folds in first, and the left panel folds over the top. Color the back of the right panel blue and on the back of the left panel write "God Cares for Elijah." Color the back of the left panel brown to show that the ground had been dried up due to a drought. Use the pamphlet to retell the story of God providing food and water for Elijah.





1 Kings 17—God Gives Elijah Food

Jar Mobile

Supplies

copies of the Jar Mobile (preferably on white card stock) for each child (continued on p.88)

crayons or markers

scissors


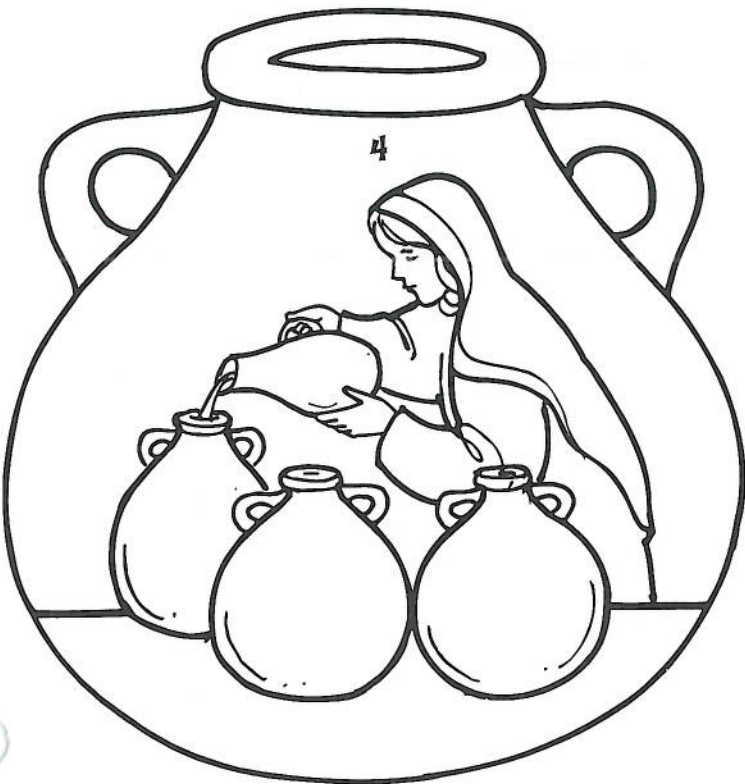
hole punch

varying lengths of any color of yarn or twine (5 per child)

Directions

Color and cut out the jar scenes and the word strip. Punch holes in the word strip and at the top of each jar. Attach each mobile piece to the word strip using varying lengths of yarn or twine (see the example). Use the last piece of yarn to tie a loop through the top center hole in the word strip so you can hang your mobile as you retell the story of how God gave Elijah food.





98. ELIJAH HELPS A POOR WIDOW

(1 KINGS 17:8-24)



"And he stretched himself upon the child three times, and cried unto the LORD, and said, O LORD my God, I pray thee, let this child's soul come into him again. And the LORD heard the voice of Elijah; and the soul of the child came into him again, and he revived."

1 KINGS 17:21



1 Kings 18—God Shows His Power Through Elijah

Slide-a-Scene Altar

Supplies

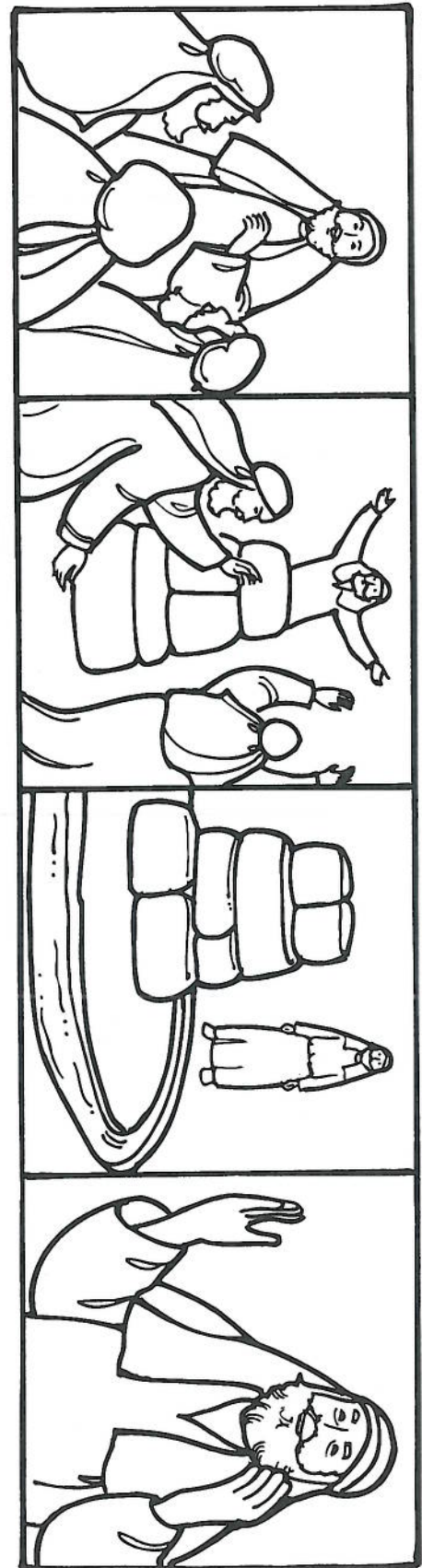
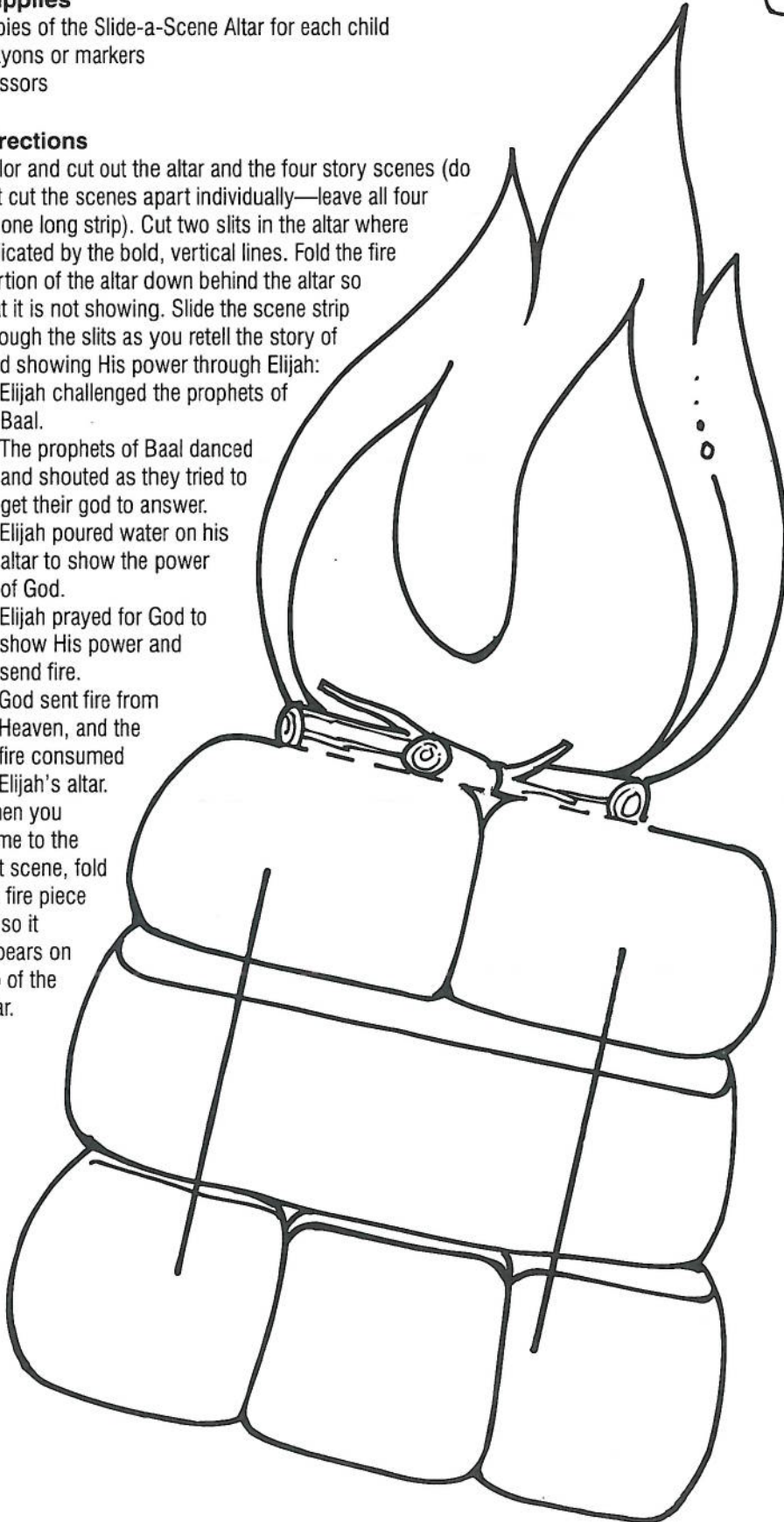
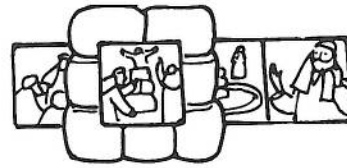
copies of the Slide-a-Scene Altar for each child
 crayons or markers
 scissors

Directions


Color and cut out the altar and the four story scenes (do not cut the scenes apart individually—leave all four as one long strip). Cut two slits in the altar where indicated by the bold, vertical lines. Fold the fire portion of the altar down behind the altar so that it is not showing. Slide the scene strip through the slits as you retell the story of God showing His power through Elijah:

- 1) Elijah challenged the prophets of Baal.
- 2) The prophets of Baal danced and shouted as they tried to get their god to answer.
- 3) Elijah poured water on his altar to show the power of God.
- 4) Elijah prayed for God to show His power and send fire.
- 5) God sent fire from Heaven, and the fire consumed Elijah's altar.

When you come to the last scene, fold the fire piece up so it appears on top of the altar.



Bull on Altar (no fire)



Bull on Altar (with fire)

