


1. CREATION

(GENESIS 1:1-2:25)



"And God made the beast of the earth after his kind,
and cattle after their kind, and every thing that creepeth
upon the earth after his kind: and God saw that it was good."

GENESIS 1:25


Genesis 1—God Made the Sky and Earth Creation Square

Supplies


- copies of the Creation Square (1 per child)
- crayons or washable markers
- scissors

Directions

Help children color each of the four scenes. Direct them to color scene 1 a light color above the dotted line and a dark color below the dotted line to show that God created light and dark. Help children cut out the square along the outside solid edge only (do not cut apart individual squares). Children can color the back of the square using their favorite colors.




Fold each smaller scene square along the dotted line so that the pictures are folded inside. Children open each scene as they tell what God made on days 1–4 of creation.



Fish and Birds Pop-up Card

Supplies

- copies of the pop-up card (1 per child)
- crayons or washable markers
- scissors
- glue (optional)
- construction paper (any color, optional)




Directions

Help children color the pop-up cards. Cut out the cards along the solid outside lines. Fold each card in half along the dotted line while folding the pop-up piece down along the dotted lines.

The pop-up piece should fold inside the card and will pop up when the card is opened. Children can use the cards to tell about how God made fish and birds. Children can also count the fish and birds (3 fish + 2 birds = 5) as a reminder that God made fish and birds on day 5 of creation.


Optional: Before folding the card attach it to a piece of colored construction paper for a firm backing.



Animal Flip Flap Book

Supplies

- copies of the animals and word pieces (1 per child; continued on p. 14)
- crayons or washable markers
- scissors
- construction paper (any color, 1 sheet per child)
- glue



Directions

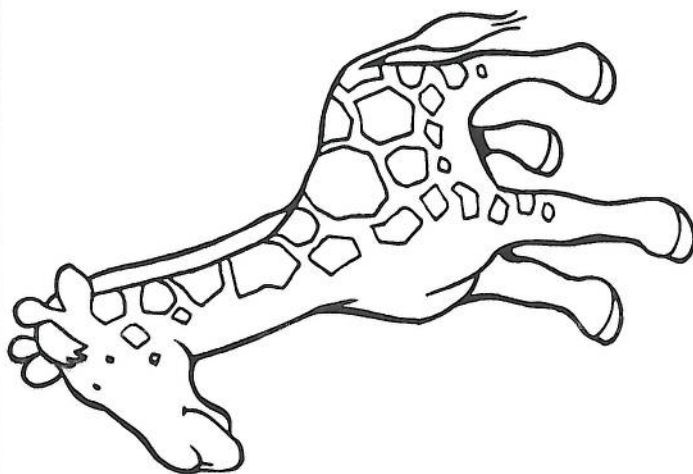




Help children color and cut out the animals and word pieces on the solid lines. Fold a piece of construction paper in half lengthwise. Cut the top flap of the paper into three equal sections stopping the cut at the fold line (each flap should be 4 inches wide; see the example). Glue the word pieces to the front of the flaps (one per flap so it reads "God Made Animals" when the flaps are closed). Lift the three flaps and glue the six animals inside the flaps (glue three to the inside top and three to the inside bottom; see the example). Children can use the flip flap books to tell about the different animals God made. They can count the animals (six total) as a reminder that God made animals on the day 6 of creation.


God

Made

Animals

Animal Flip Flap Book (continued)





Creation Song

On the first day God created the light.

On the second the heavens up in the sky.

On the third day God made plants and trees.

On the fourth the sun and moon and stars we see.

On the fifth day God created the fish and birds.

On the sixth day all the animals on land and in His own
image God made man.

On the seventh day He made for rest. All creation was
good.

2. GOD MAKES ADAM AND EVE (GENESIS 1:26-4:1)



"So God created man in His own image; in the image of
God He created him; male and female He created them."

GENESIS 1:27